



THIRD GRADE COMMITMENT

DECISION ANALYTICS & INFORMATION MANAGEMENT

Looking to drive instructional decisions based on your school's Third Grade Commitment (3GC) data?
Want to become a pro at using your Power BI dashboards?

This guide aims to walk Shelby County's school administration teams through the 3GC data available in Power BI and even gives some tips and tricks on how to be a Power BI "Power User."



If there is a team member at your school who monitors 3GC data and does not have access, email DAIM@scsk12.org with the user's email address.

LOG IN TO POWERBI

Logging into Power BI is as easy as logging into your SCS email account.

[CLICK FOR HOW-TO INSTRUCTIONS](#)



Or, look for the waffle in your Office 365 account. Select Power BI from the Apps Menu to start exploring the data you have available.

If you have more questions or need support on the data in the dashboard, contact our helpdesk at DAIM@scsk12.org. We take pride in our responsiveness and excellent customer service!

3GC Success Criteria Overview

What is 3GC?

Third Grade Commitment (3GC) is Shelby County School's process to identify students in Tier 1 who require early literacy intervention, yet did not qualify for Tier 2 or Tier 3 RTI-A support. A missed success criterion triggers the need for an Academic Support Plan.

For additional policy information, click to visit SCS Academics 3GC website.

What is an ASP?

Academic Support Plans (ASPs) are put in place for students in Tier 1 who have missed a success criterion and have not qualified for another reading intervention service. Plans are logged in EdPlan. Students who already receive reading/ELA services with the following plan types related to ELA are not required to have an ASP: ILPs, IEPs, or Tier 2 and 3 RTI-A plans.

2020-21 Success Criteria

	ELA Report Card Grades	Illuminate FastBridge Reading Assessment (Criteria Applies to K-2)		MasteryConnect ELA Common Formative Assessment	
Kindergarten	80% or greater KK Skills mastered cumulatively	50th percentile or greater		Not Applicable	
First Grade	70% or greater quarterly	50th percentile or greater		Not Applicable	
Second Grade	70% or greater quarterly	Nov	Lexile 350 or greater	Dec	70% or greater mastery
		Jun	Lexile 485 or greater	Mar	70% or greater mastery

Missing any criteria at any time, triggers a required ASP for Kindergartners (starting Q2), 1st, and 2nd graders.

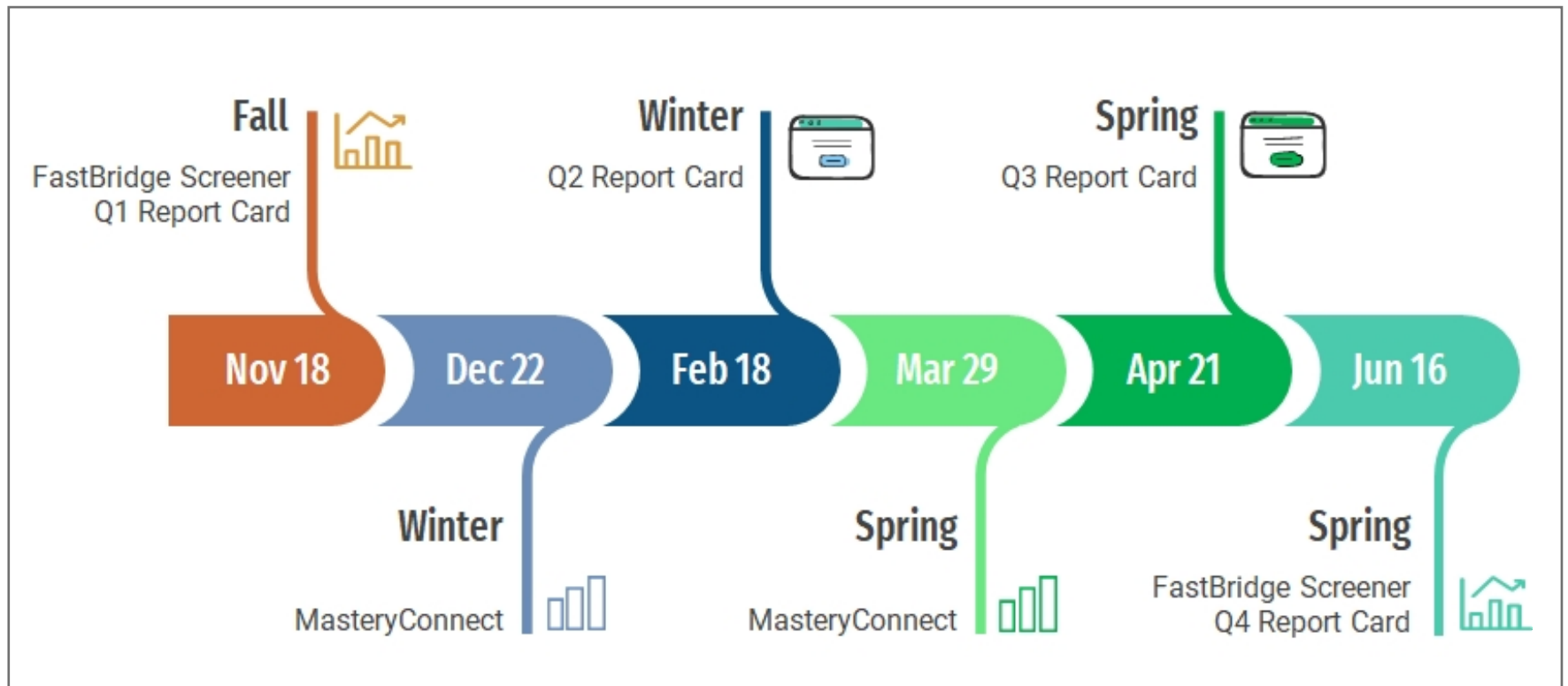
For support with creating ASPs in EdPlan, contact the Response to Intervention team at RTI@scsk12.org. For instructions on how to access a list of students requiring an ASP, reference the ASP Compliance section in this guide.

Data Release Timeline

2020-21 School Year

New assessment data related to the 3GC Success Criteria is released throughout the year. Use the timeline below to determine when to log onto the 3GC Dashboard on PowerBI.

Log in



Take
Action

After each data release and your initial review, share the most recent assessment results for discussion and action planning with:

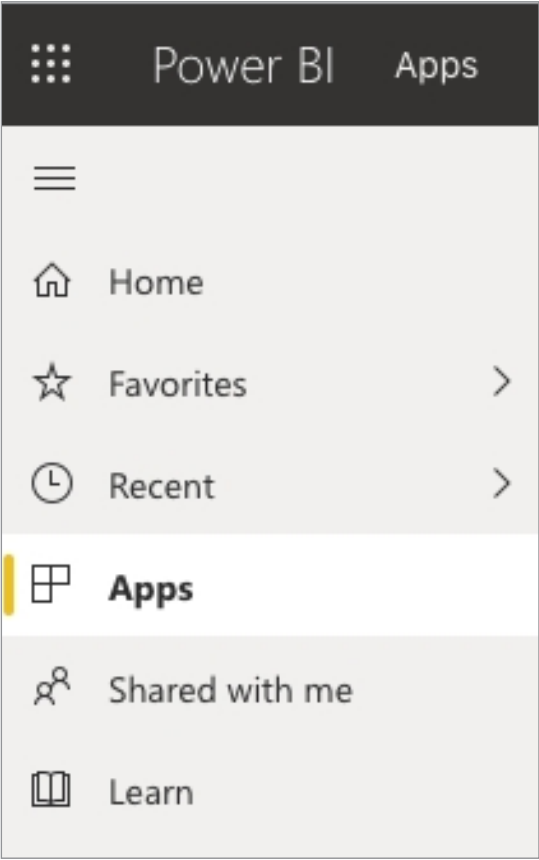
Data Team
Student Response Team (SRT)
Instructional Leadership Teams

Then Identify:

- Students who need and no longer need an ASP
- Students who demonstrated growth
- Successful intervention strategies and practices
- Teachers who need additional coaching or support
- Challenges and solutions with next steps

Finding the 3GC Dashboard

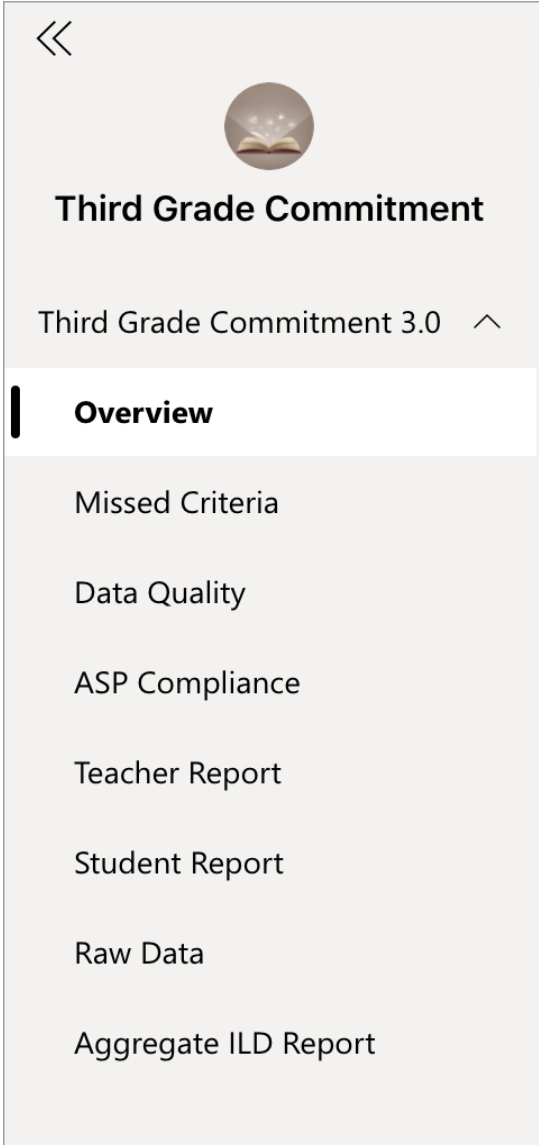
LOG INTO POWER BI AND SELECT APPS



CLICK THIRD GRADE COMMITMENT



CLICK TO VISIT PAGES IN THE MENU

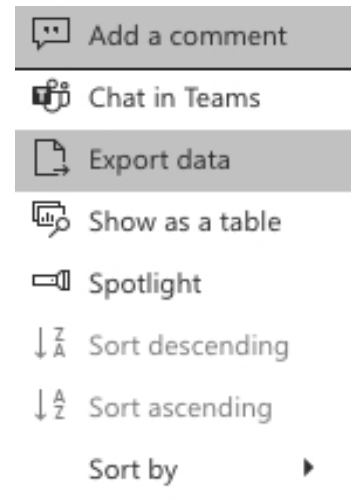


Power BI Tips & Tricks

How do I share data with my staff?

EXPORT DATA FROM TABLES

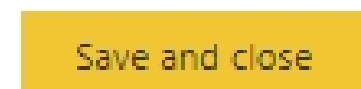
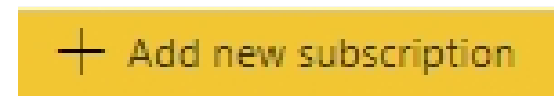
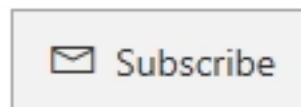
Click the visual or table that you want to export and on the right side a small menu will appear. Select the ellipses on the right and then select "Export data." Keep the default settings and select "Export."



How do I subscribe to emailed reports?

SUBSCRIBE TO EMAIL REPORTS

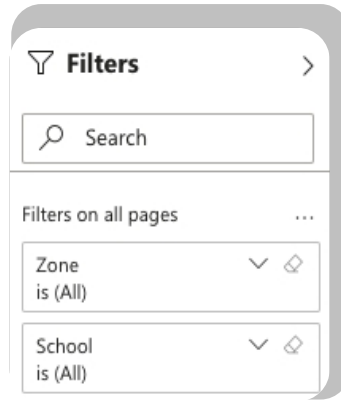
Go to the desired page in the dashboard. From the top menu bar, select Subscribe (envelope icon). In the pop up menu, select the yellow "Add new subscription" button. Fill in the subject, message, and frequency. Then select "Save and close."



Power BI Tips & Tricks

KNOW YOUR FILTERS

All your dashboards have a filter pane with options to change the school year, grade level, student demographics, and other data-specific selections. Open the filter pane on the right side of the page and start exploring your options!



RESET TO DEFAULT

Reset to default Bookmarks

All your dashboards have a filter pane with options to change the school year, grade level, student demographics, and other data-specific selections. Open the filter pane on the right side of the page and start exploring your options!

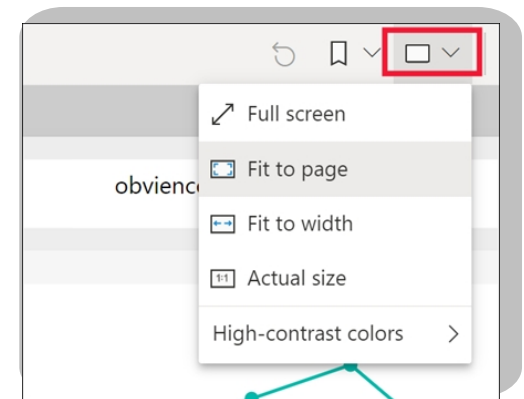


INTERACTIVE CHARTS & TABLES

Most of the charts and tables in Power BI are interactive with the rest of the visuals on the page. If you click a chart, the table on the page will filter to just that data and vice versa. This is particularly helpful if you are interested in looking for possible relationships between variables or if you want to quickly filter a table.

RESIZE YOUR SCREEN

Options in the View menu give you flexibility to display report pages at the size and width you choose.



Overview Page

ON THIS PAGE

see the overview of your school's 3GC success criteria by term & teacher and ASP completion.

1 SELECT FILTER

Select an option in this filter to change the success criteria and window.

2 SUCCESS CRITERIA

Select a bar in these charts to filter the student list below.

3 ASP STATUS

Review students missing success criteria and related data.

4 BUTTONS FOR REPORTS

Select a student row in table to view the missed criteria details, like score.

3rd Grade Commitment Overview

School Year: 2020-2021

20,727

Student Groups

- 3GC Applicable
 Not Applicable



Assessment Term

All

ELA Teacher Name

All

[Click to give feedback](#)

Required ASPs Created YTD

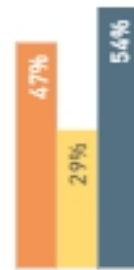


Reading Level Criteria

43.3%

Met in Current Term

Grade ● 0 ● 1 ● 2



Fall

43% POINTS EARNED YTD



Required ASPs Outstanding

687

Academic Support Plans

[Visit ASP Compliance Report](#)

MasteryConnect Criteria

40.9%

Met in Current Term

41%

Winter Spring



5,622 passed 0 exams

41% POINTS EARNED YTD

3GC Criteria Points Missed

Window	0	1	2	Total
Fall	672	8512	9119	2424
				2072
				7

[Visit Missed Criteria Report](#)

ELA Report Card Criteria

83.8%

Met in Current Term



Q1

84% POINTS EARNED YTD

Incomplete Assessments

3,481

Data Points



[Visit Data Quality Report](#)

NOTE: ALL VISUALS IN THIS GUIDE USE SAMPLE DATA AND ARE NOT INDICATIVE OF CURRENT STATE.

ASP Compliance

ON THIS PAGE

identify student groups by status of their ASP or RTI-A plan as well as see the trends at your school for ASP creation and modification dates.

1 SELECT YOUR GROUP

Select an option in this filter to change the success criteria and window.

2 ASP STUDENT LIST

Select a bar in these charts to filter the student list below.

3 HOVER OVER ROW

Review students missing success criteria and related data.

4 EXPORT TABLE

Select a student row in table to view the missed criteria details, like score.

3rd Grade Commitment Academic Support Plan (ASP) Compliance

20,729



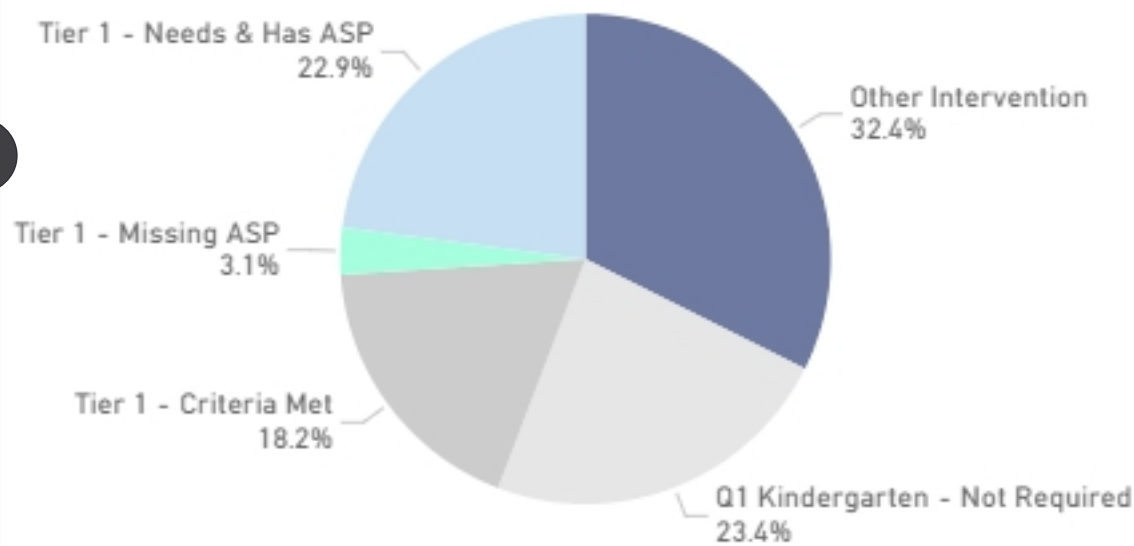
Summary

88.2% of students have an ASP as required.
639 plans have yet to be created.

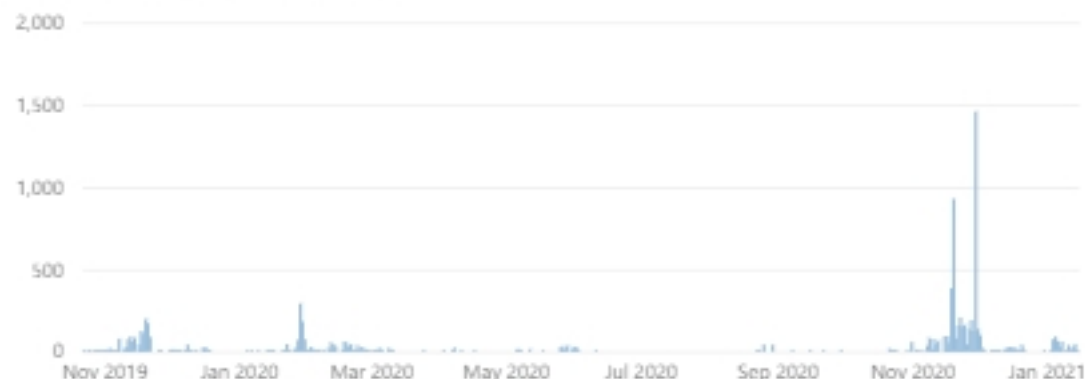
School Year: 2020-2021

Report Summary: EdPlan status, including Academic Support Plan compliance.
Use the filter pane to select specific student populations.

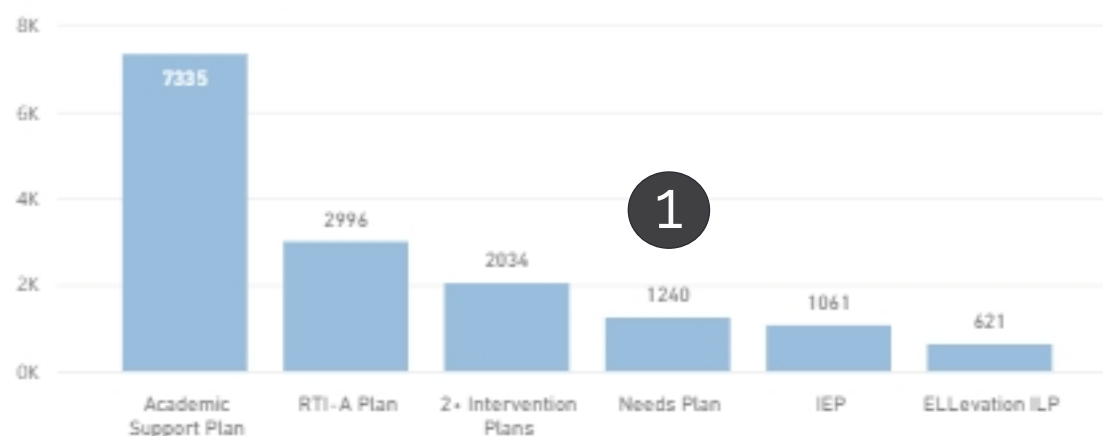
Student Interventions in EdPlan



Academic Support Plan Created Date



Literacy Intervention Plan Status



Note: ASPs are intended to supplement RTI-A program for Tier 1 students only. Students qualifying as RTI Literacy Tier 2 or Tier 3 do not need ASPs, as they should have RTI-A plans.

ALERT

When reviewing Literacy Interventions and ASP Status, please allow 24-48 hours for new IEPs or ASPs created in EdPlan to populate in PowerBI. If after this time plans are still missing from this data set, please contact DAIM@scsk12.org and include a screenshot of the table below or list PSIDs of interest. Thank you for your partnership!

PSID	Student Name	Grade	ASP Status	Literacy Intervention Plan	Notes	Next Steps	ASP Create
			★	Needs Plan	Missed 1 Success Criteria Total	Create ASP in EdPlan & Provide Interventions	
			★	Needs Plan	Missed 1 Success Criteria Total	Create ASP in EdPlan & Provide Interventions	